



General Product Catalog





Prima Ferragens

In business since 2004, Prima Ferragens specializes in manufacturing special parts and acoustic sealing for frames, designs products that promote comfort and well-being by means of intelligent, innovative, and quality solutions with superior life cycle, complementing civil construction and acoustic projects, with an product line with several options to best serve the projects and meet customer needs.

Quality Policy

Customer satisfaction with the products Prima Ferragens is our main objective, which must be realized by means of the following commitments:

- Product research and development focusing on continuous improvement of projects, productive processes, and quality.
- Quick internal procedures to allow reducing the market response time.
- Interaction between employees, promoting and practicing citizenship and equality.
- Act with honesty before customers, employees, and suppliers.

Environmental Policy

Sustainability is the main objective of the development of our products:

- Performance and intervention in the processes, in order to optimize losses.
- Use of recyclable raw materials.
- Lifetime and high quality, postponing replacement and avoiding premature product disposal.
- Employee awareness regarding rational use of resources and raw materials.

Commitment

Prima Ferragens is committed to maintaining good service and quick delivery.

Legends

Legends of colors and types of protection and/or use for each item included in the catalog:

Colors



A
Anodized



B
White



M
Brown



P
Black

The product colors are identified and distinguished by the letter at the end of the code:

Protection



Protection
against
bugs



Reduced
sound
level



Water
ingress



Reduced air
conditioning
and heating
losses



Wind
protection



Smoke
protection



Dust
protection



No passage
of light

Table of Contents

Automatic Door Bottom	06
Automatic Door Bottom - Mod. 230 – Compact	10
Heavy Duty Max- Automatic Door Bottom	12
Adjustable Perimeter Sealing	14
Fixed Perimeter Sealing	16
Fixed Sealing for Swinging Doors	18
Door Sweeps	20
Door and Window Frame Sealing	22
Glass Door Sealing	24
Linear Brushes	26
Tools	29

100/200 Families

Automatic Door Bottom



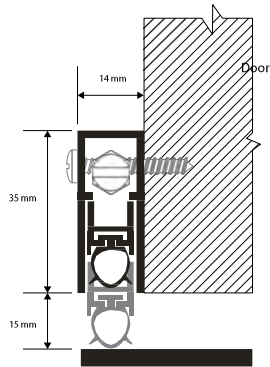
The Automatic Door Bottom is used to seal the gap between the threshold and the lower end of the door, when it is closed. It can be applied in many door models. The product operation is simple: when the door is closed, the triggering pin touches the door frame, and lowers the sealing profile vertically until it is pressed under the threshold. In this system, the triggering pin can be rotated to adjust the sealing profiles and seal gaps of up to 15 mm. When the door is opened, the triggering pin releases from the door frame and the sealing profile returns vertically inside the cover, allowing the door to open normally. The purpose is to seal the gap between the threshold and the lower end of the door to reduce several factors that may affect our well-being. Manufactured in aluminum with stainless steel, nylon, polyacetal and silicone components.

Sizes available (in mm)

320 | 420 | 520 | 620 | 720 | 820 | 920 | 1020 | 1120 | 1220 | 1320

* Special sizes on demand

Model 100



Usage:

Wood / Aluminum / Iron / PVC

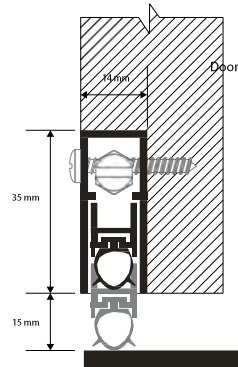
Colors available:

100B / 100M / 100P /
100A

Installation:

External

Model 110



Usage:

Wood

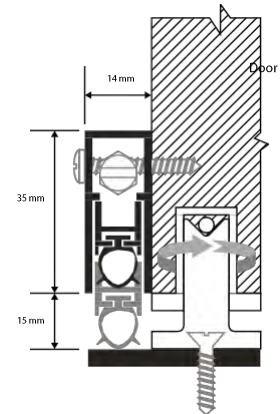
Colors available:

110B / 110M / 110P /
110A

Installation:

Semi-internal

Model 120



Usage:

Wood / Aluminum / Iron / PVC

Colors available:

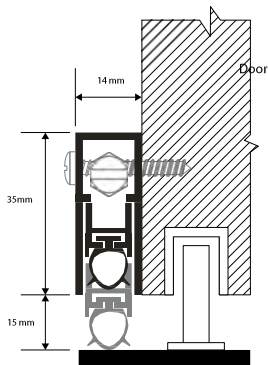
120B / 120M / 120P /
120A

Installation:

External in hinged doors



Model 130



Usage:

Wood / Aluminum / Iron / PVC

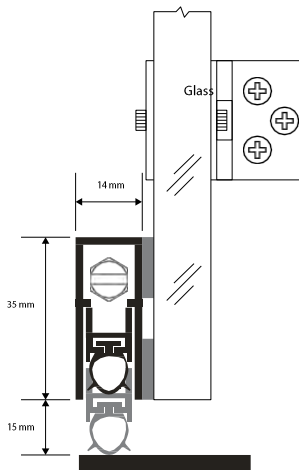
Colors available:

130B / 130M / 130P / 130A

Installation:

External in sliding doors

Model 140



Usage:

Glass

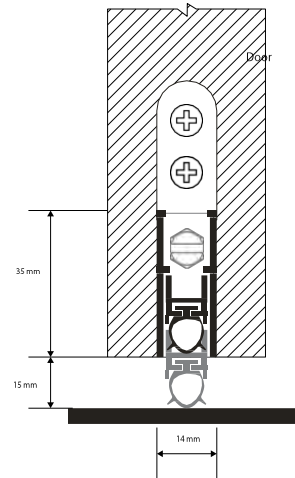
Colors available:

140B / 140M / 140P / 140A

Installation:

External in glass doors with side hinge

Model 200



Usage:

Wood / Aluminum

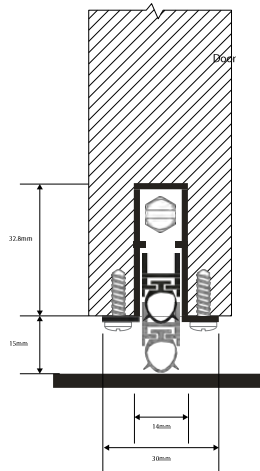
Colors available:

200A

Installation:

Flush mounted in wooden doors
Flush mounted in aluminum revolving doors
Elegance line 36 HYDRO

Model 210

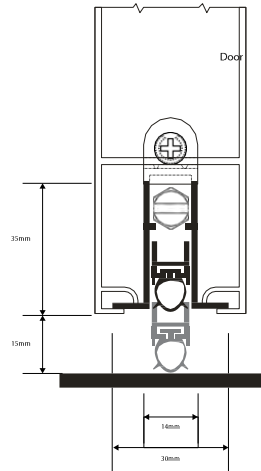


Usage:
Wood

Colors available:
210A

Installation:
Flush
mounted

Model 215

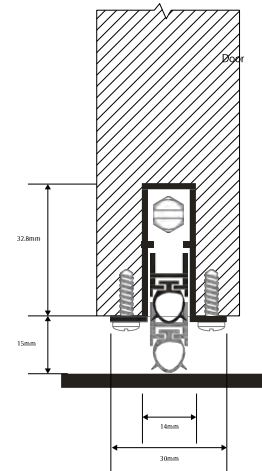


Usage:
Aluminum

Colors available:
215A

Installation:
Flush mounted in aluminum revolving
doors Elegance line 42 HYDRO

Model 220



Usage:
Wood

Colors available:
220A

Installation:
Flush mounted in sliding
doors

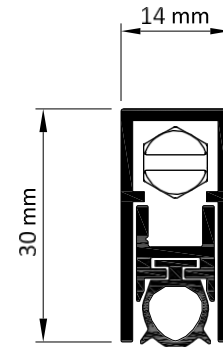


FLUSH MOUNTED AUTOMATIC DOOR MODEL 230 - COMPACT

FEATURES:

- Seals gaps of up to 15 mm
- Life cycle of up to 700,000 actuations
- Warranty of five (5) years against manufacturing defects
- Silicone sealing profile
- Used in right or left doors
- Operates with two active springs with simultaneous activation
- Automatic leveling of uneven sills
- Adjustment by throughof the triggering button
- Fixed on top of the door by through of fastening brackets
- Does not drag on the floor when the door is opening.
- For adjustment purposes, can be cut on the opposite side from the triggering pin.

Model 230



Usage:

Wood / Aluminum / Iron

Color

available:

230A

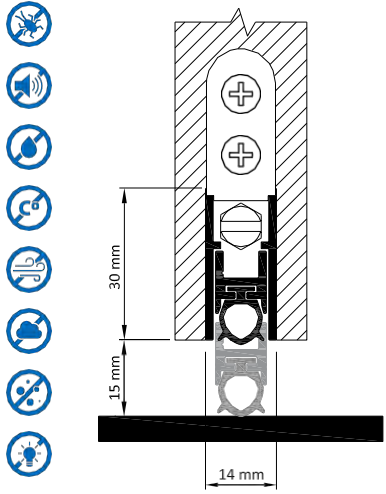
Installation:

Flush mounted in wooden, aluminum, and iron doors

APPLICATION



Wood

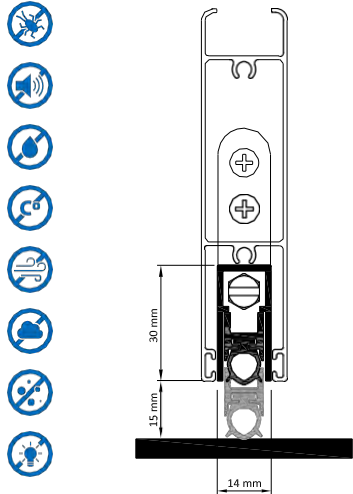


Usage:
Wood

Color available:
230A

Installation:
Flush mounted in wooden doors

Aluminum

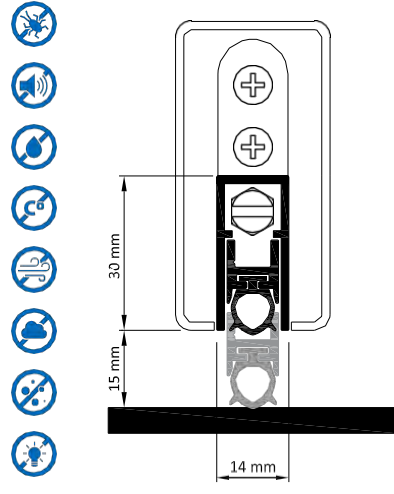


Usage:
Aluminum

Color available:
230A

Installation:
Flush mounted in aluminum revolving doors

Iron



Usage:
Iron

Color available:
230A

Installation:
Flush mounted in iron doors

300 Family

Heavy Duty Max- Automatic Door Bottom



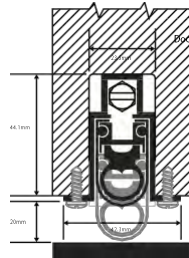
Heavy Duty Max was developed for acoustic sealing of the gap between the threshold and the lower end of the door, when it is closed. The product operation is simple: when the door is closed, the triggering pin touches the door frame and lowers the sealing profile vertically until it is pressed under the threshold, for gaps of up to 20 mm. When the door is opened, the triggering pin releases from the door frame and the sealing profile returns vertically inside the cover, allowing the door to open normally. With more robust sealing, Heavy Duty Max was designed for greater reduction of sound levels. For a better use of its properties, the product must be installed on solid and/or acoustic doors with at least 45 mm in thickness when flush mounted. Manufactured in aluminum with stainless steel, brass, EPDM/silicone components.

Sizes available (in mm)

320 | 420 | 520 | 620 | 720 | 820 | 920 | 1020 | 1120 | 1220 | 1320

* Special sizes on demand

Model 310

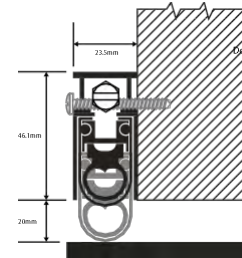


Colors available:
310A

Usage:
Wood

Installation:
Flush
mounted

Model 320

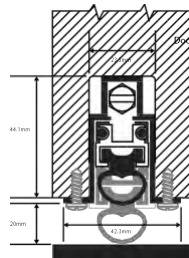


Colors available:
320M / 320A

Usage:
Wood / Iron

Installation:
External / Semi-
internal

Model 330

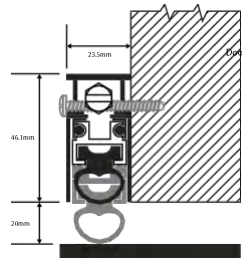


Colors available:
330A

Usage:
Wood

Installation:
Flush
mounted

Model 340



Colors available:
340M / 340A

Usage:
Wood / Iron

Installation:
External / Semi-
internal

400 Family

Adjustable Perimeter Sealing



The Adjustable Perimeter Sealing seals the entire gap between the door and the door frame. Fixed on all three sides of the door frame, it has a silicone seal on one end. When the door is closed, the silicone profile seals the entire perimeter of the door frame. The system pressure can be adjusted using the screws located in the perimeter cover (Mod. 402 and 403) and the fastening screws (Mod. 404), which allow moving the rail through oblong holes to offset the adjustment and provide better insulation. The model is manufactured in anodized aluminum and silicone.

Sizes available

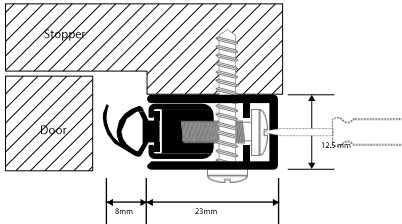
1100mm and 2200mm bars

* Special sizes on demand

Usage:

Wood / Iron

Model 402



Usage:

Wood / Iron

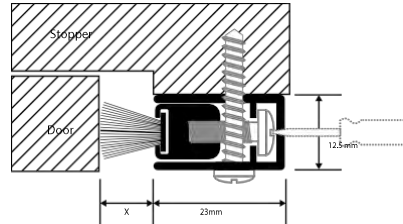
Colors available:

402B / 402M / 402P / 402A

Installation:

External

Model 403



Usage:

Wood / Iron

Colors available:

403B / 403M / 403P / 403A

Installation:

External

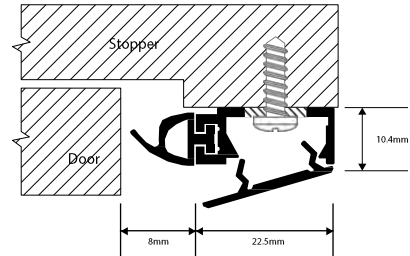
X

6.5mm

9.5mm

15mm

Model 404



Usage:

Wood / Iron

Colors available:

404B / 404M / 404P / 404A

Installation:

External

450 Family

Fixed Perimeter Seal



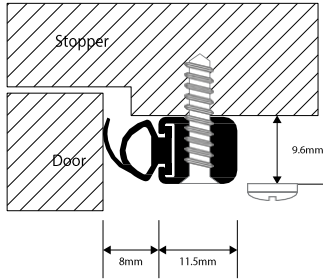
The Fixed Perimeter Sealing seals the entire gap between the door and the door frame. Fixed on all three sides of the door frame, the models have a silicone seal (451), PP sealing brush (452) or EPDM seal (453) on one end. When the door is closed, the silicone profile seals the entire gap of the door frame. The models are manufactured in anodized aluminum, silicone, EPDM, or with PP sealing brushes. The system is adjusted at the moment of installation.

Sizes available

1100mm and 2200mm bars

* Special sizes on demand

Model 451

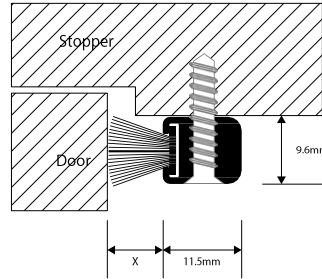


Usage:
Wood / Iron

Colors available:
451B / 451M / 451P /
451A

Installation:
External

Model 452



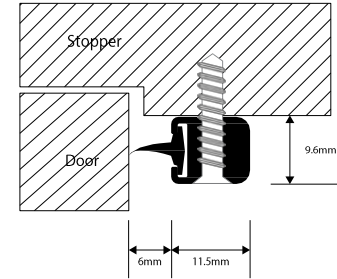
X
6.5mm
9.5mm
15mm

Usage:
Wood / Iron

Colors available:
452B / 452M / 452P /
452A

Installation:
External

Model 453



Usage:
Wood / Iron

Colors available:
453B / 453M / 453P /
453A

Installation:
External

Fixed Sealing for Swinging Doors



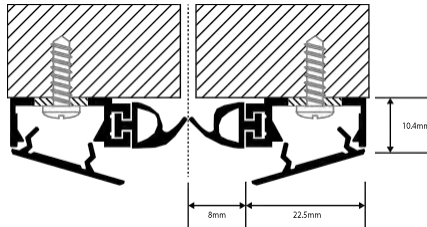

The Fixed Sealing for Swinging Doors seals the gap between the door and door end. The sealing is installed externally on the door end, so that the sealing profiles of both door end meet. The models are manufactured in anodized aluminum, silicone (551, 554), EPDM (553, 555), or with PP sealing brushes (552, 556)..

Sizes available

2200 mm bars

* Special sizes on demand

Model 554

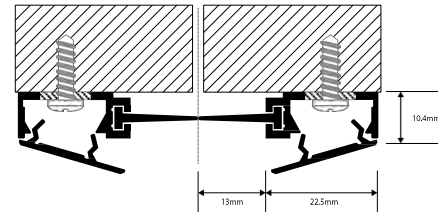



Colors available:
554B / 554M / 554P / 554A

Usage:
Wood / Aluminum / Iron / PVC

Installation:
: External

Model 555

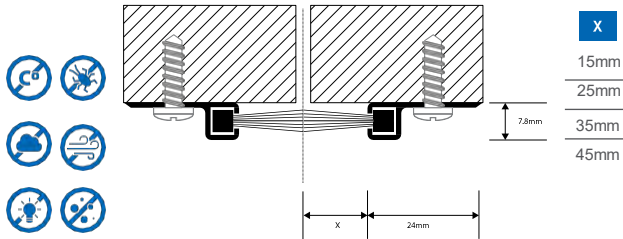


Colors available:
555B / 555M / 555P / 555A

Usage: Wood / Aluminum / Iron / PVC

Installation:
External

Model 556

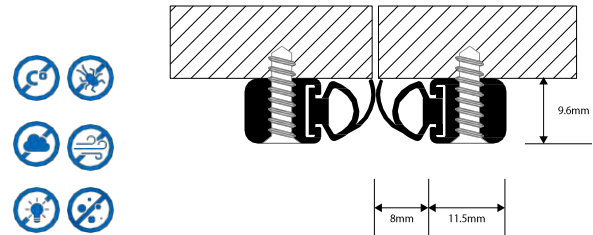


Colors available:
556M / 556A

Usage: Wood /
Aluminum / Iron /
PVC

Installation:
External

Model 558

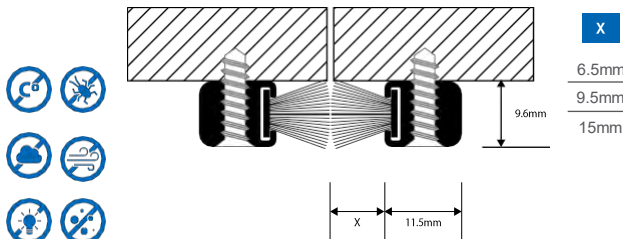


Colors available:
558B / 558M / 558P /
558A

Usage: Wood /
Aluminum / Iron /
PVC

Installation:
External

Model 559

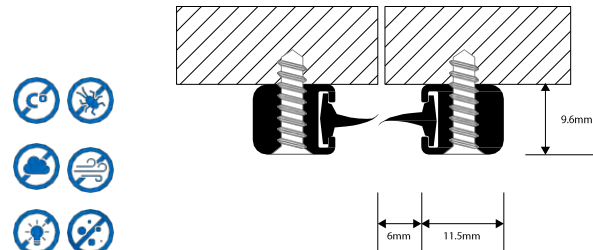


Colors available:
559B / 559M / 559P /
559A

Usage: Wood /
Aluminum / Iron /
PVC

Installation:
External

Model 560



Colors available:
560B / 560M / 560P /
560A

Usage: Wood /
Aluminum / Iron /
PVC

Installation:
External

600 Family

Door Sweeps



Door Sweeps is a simple solution to seal the gap between the threshold and the lower end of the door. This product is used for industrial gates, garages, and several other situations. Avoiding the ingress of dust, insects, and light. Manufactured in anodized aluminum and EPDM.

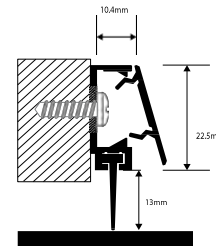
Sizes available

2200 mm bars

* Special sizes on demand



Model 603

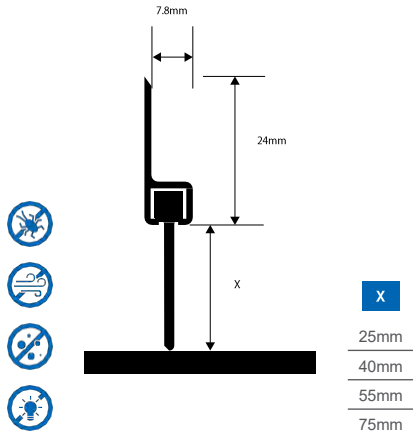


Colors available:
603B / 603M / 603P /
603A

Usage: Wood /
Aluminum / Iron /
PVC

Installation:
External

Model 608 - H

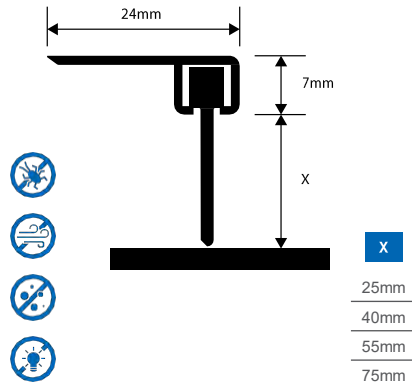


Usage:
Wood / Aluminum / Iron / PVC

Colors available:
608M / 608A

Installation:
Miscellaneous

Model 609 - F

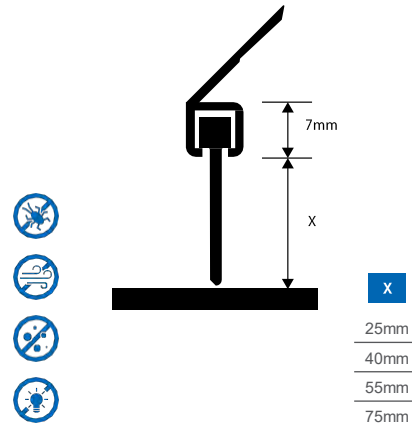


Usage:
Wood / Aluminum / Iron / PVC

Colors available:
609M / 609A

Installation:
Miscellaneous

Model 610 - Y



Usage:
Wood / Aluminum / Iron / PVC

Colors available:
610M / 610A

Installation:
Miscellaneous

700 Family

Door and Window Frame Sealing

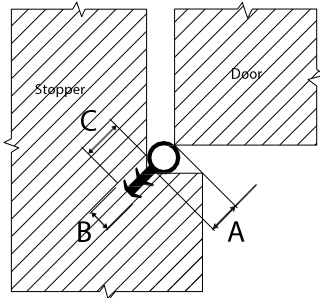


The Door and Window Frame Sealing was designed to help sealing the perimeter of the door frames, in order to reduce sound levels, and must be installed in one of the grooves of the door and window frames during the manufacturing process. Manufactured in silicone.

Sizes available

Metro Linear

Model 701

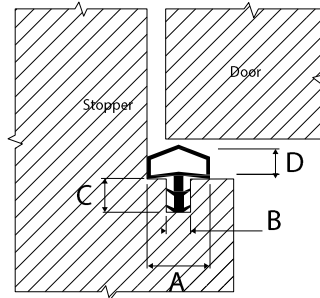


Cod	A	B	C
1	6mm	4.5mm	6.4mm

Usage:
Wood

Colors available:
701B / 701M

Model 703

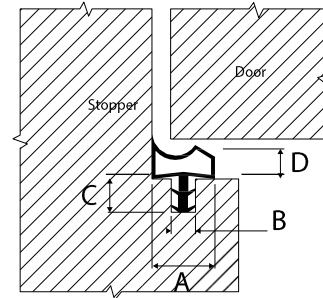


Code	A	B	C	D
1	12mm	4.5mm	6.4mm	6.4mm
2	9.5mm	4mm	5.5mm	5.5mm

Usage:
Wood

Colors available:
703B / 703M

Model 704



Cod	A	B	C	D
2	9.5mm	4mm	5.5mm	5.5mm

Usage:
Wood

Colors available:
704B / 704M

Glass Door Sealing



The Glass Door Sealing is used to reduce the ingress of dust and insects in glass doors. The system allows easy installation using double-sided adhesive tape. Manufactured in aluminum, with PP sealing brush.

Sizes available

2200 mm bars

* Special sizes on demand

Model 802



X 15mm | 25mm | 35mm | 45mm

Colors available:

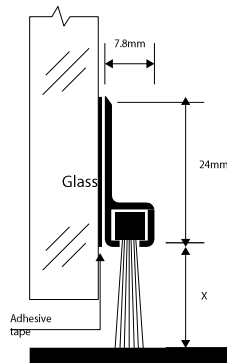
802M / 802A

Usage:

Glass

Installation:

External in glass doors with side hinge



Model 803



X 15mm | 25mm | 35mm | 45mm

Colors available:

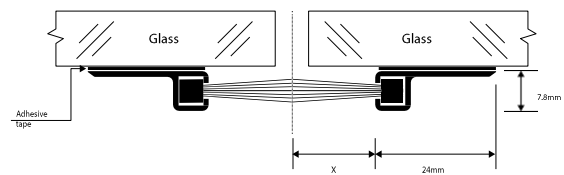
803M / 803A

Usage:

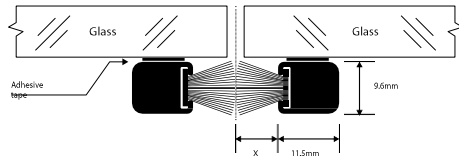
Glass

Installation:

External



Model 806



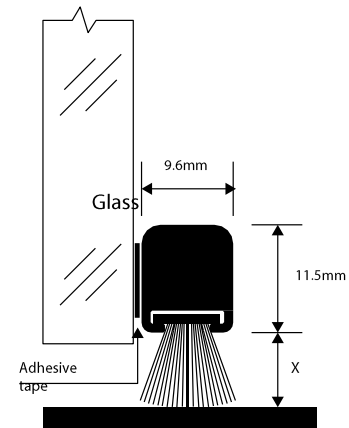
X 6.5mm | 9.5mm | 15mm

Usage:
Glass

Colors available:
806B / 806M / 806P /
806A

Installation:
External

Model 807



X

6.5mm
9.5mm
15mm

Usage:
Glass

Colors available:
807B / 807M / 807P /
807A

Installation:
External in glass doors with side hinge

Linear Brushes



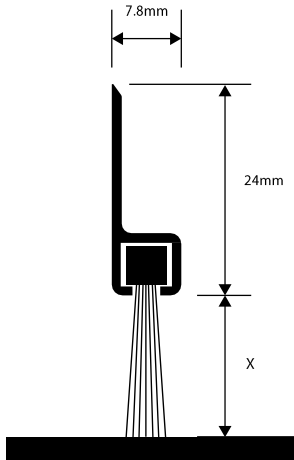
PP linear brushes are used in several applications, including internal/external doors, industrial doors, and other situations. Design to avoid the ingress of dust, insects, and light. Manufactured with anodized aluminum profiles. Models H, F, and Y are fastened using screws. Spare brushes also available.

Sizes available

2200Mm bars (H, F, and Y)

* Special sizes on demand

Model 851 - H



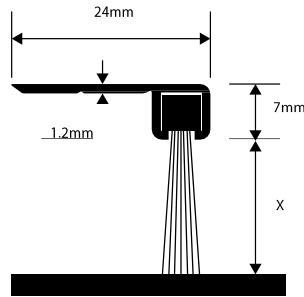
X

- 15mm
- 25mm
- 35mm
- 45mm

Colors available:
851M / 851A

Usage:
Miscellaneous

Model 852 - F



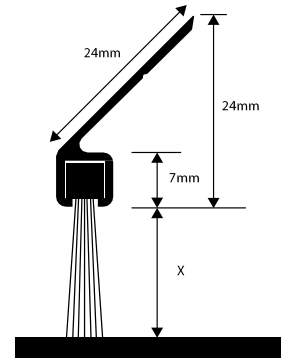
X

- 15mm
- 25mm
- 35mm
- 45mm

Colors available:
852M / 852A

Usage:
Miscellaneous

Model 853 - Y



X

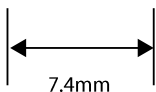
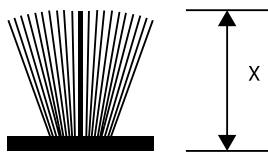
- 15mm
- 25mm
- 35mm
- 45mm

Colors available:
853M / 853A

Usage:
Miscellaneous



Model 854



6.5mm

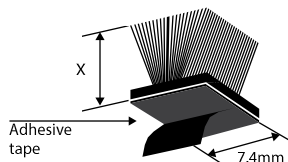
9.5mm

Colors:
854P

Usage:
Miscellaneous

Size:
Metro Linear

Model 855



6.5mm

9.5mm

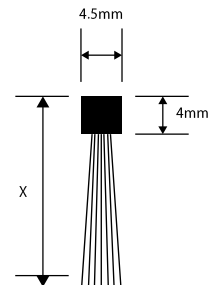
15mm

Colors:
855P

Usage:
Miscellaneous

Size:
Metro Linear

Model 858



22mm

32mm

42mm

52mm

Colors available:
858P

Usage:
Miscellaneous

Size:
Metro Linear

Products that assist workers in their daily routine.

Tools

Profile angled cutter

Used to cut:

EPDM / Silicone / Neoprene / TPE / PVC / Rubber /
Leather

Cutting angles:

45° / 60° / 75° / 90° / 120°

Model 901



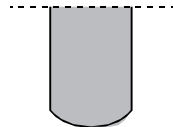


Products that assist workers in their daily routine.

Tools

Gasket applicator

Model 910





Prima
Immobiliare

153





(15) 3224-1900 | 3233-9417

📞 (15) 99820-8374

primaferragens@primaferragens.com.br

www.primaferragens.com.br

Rua Antônio Lopes de Oliveira,
153 Vila Santa Rita -
Sorocaba/SP
CEP 18080-030